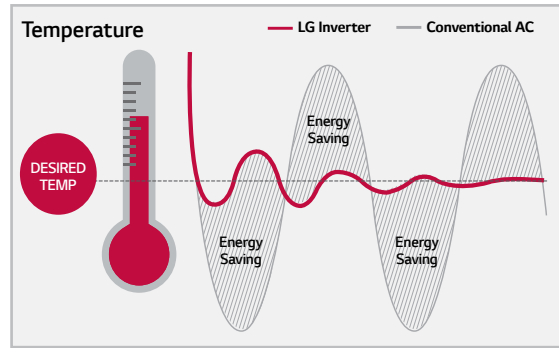
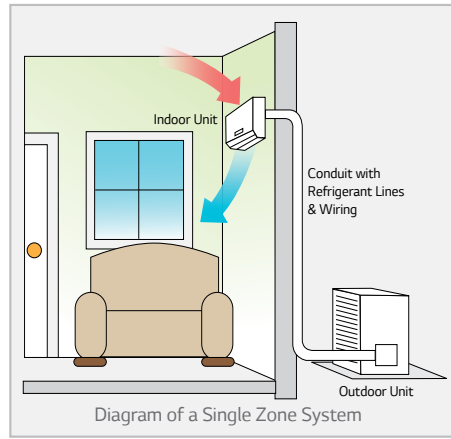


COMFORT CONTROL IN ALL THE RIGHT PLACES

Home Comfort Solutions by LG allow you to control your ideal temperature by cooling or heating an entire home or just a single room. Typically there's no tearing down of walls or altering a home's appearance during the installation of a system by a trained HVAC contractor. Different styles of indoor units, from wall mounted to concealed ducted, provide options for integrating into the home's design with as minimal impact as possible.

How LG systems work

LG air-conditioning and heating systems consist of three basic components: an inverter-driven outdoor unit, a stylish and quiet indoor unit that produces conditioned air to the room or space, and a controller for each indoor unit. This design allows for energy conservation by conditioning only those areas that need cooling or heating, a cost-effective feature when only certain portions of a building are being used.



The advantages of inverter compressor technology

Inverter, variable-speed compressor, outdoor units are measurably quieter and use less energy than conventional air conditioners. Unlike conventional air conditioners that simply turn on and off, an inverter unit ramps the compressor speed up or down to produce the capacity needed to maintain the comfort level set in the room or space.

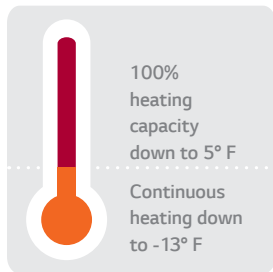
LG systems can be used virtually anywhere:

- Bedrooms
- Home offices
- Kitchens
- Garages
- New home construction
- Older home renovations
- Sunrooms
- Basements
- Room additions
- Attics




LGRED°

Powerful Heat Technology
RELIABLE TO EXTREME DEGREES



Products featuring LGRED° heat (Reliable to Extreme Degrees) boast superior performance under challenging conditions. Expect 100% heating capacity down to 5°F and continuous heating, even when it's -13 °F outside. For more information, visit lgredheat.com




Jet Cool / Jet Heat Mode operates the unit at a high speed for up to 30 minutes to quickly cool or heat a room.



Auto Operation adjusts the temperature and fan speed automatically to match the user's preference from three levels of comfort.

Swirl Wind / Chaos Wind allows for customized louver and fan speed operation to create a wider airflow for reduced temperature stratification and to provide more natural air circulation.




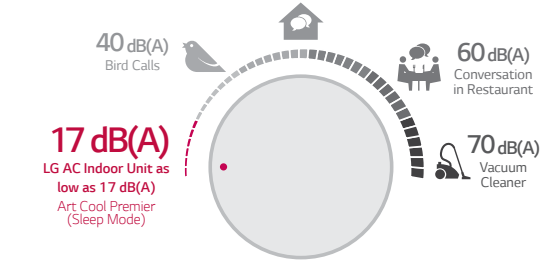
Art Cool Gallery 3D Airflow uniquely provides three-directional airflow for more natural and effective air circulation. (Multi F systems only)

Wi-Fi Compatible

Most systems are Wi-Fi compatible giving homeowners the freedom to control their system from anywhere using the LG SmartThinQ® app alongside their other LG Wi-Fi enabled products.



Quiet Operation



MiCro Dust Filter Powered by 3M Tech
3M Micro Protection Filter A high air flow filter with low noise, collects harmful microscopic substances including pollen and fine dust.



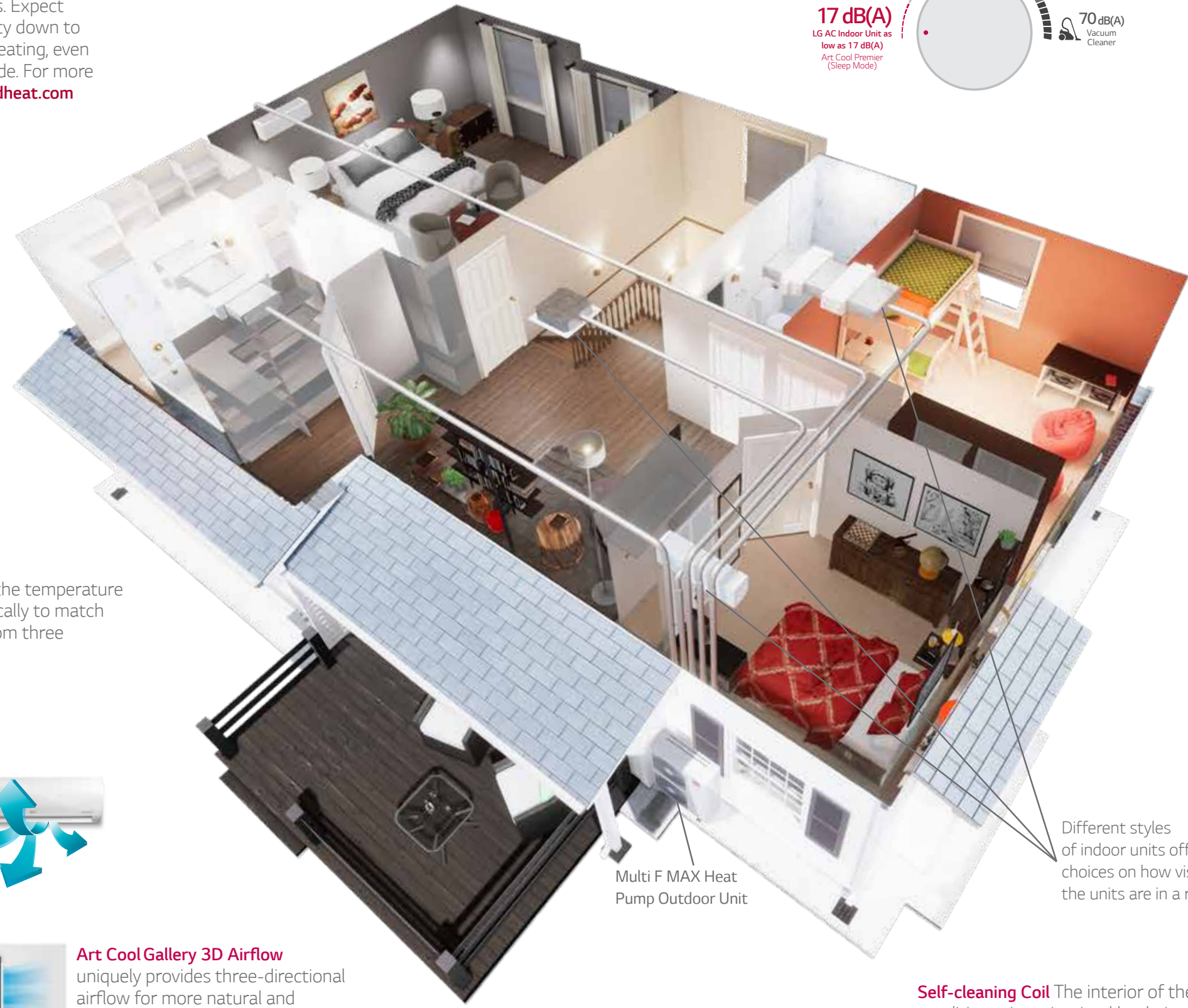
Air Filter The primary filter captures dust, pet dander and pollen while being washable and anti-fungal, reducing operating costs.



Washable filters Easily removed, cleaned and re-inserted into the indoor unit to maintain air quality.



Self-cleaning Coil The interior of the air conditioner is maintained by drying off the heat exchanger, eliminating unwanted mold and odors.



Different styles of indoor units offer choices on how visible the units are in a room.

WITH CHOICES FOR ANY STYLE

You don't have to compromise style for efficiency with an LG Comfort Solution. The many indoor styles and types of units offer heating and cooling in the right capacity for any space while also complementing your decor. Choose a single zone system for a specific room in your home or a multi-zone system for a whole-home solution.

- SINGLE ZONE
- MULTI-ZONE

Exclusively LG: The Art Cool™ Series

With standout style and performance, LG Art Cool™ Gallery is the industry's only picture frame air conditioner. Select models also include powerful LGRED® heat and SmartThinQ® compatibility, providing wireless control via a smartphone.



Art Cool™ Gallery
● 9,000–12,000 Btu/h



Art Cool™ Premier
● 9,000–24,000 Btu/h




Art Cool™ Mirror
● 9,000–18,000 Btu/h
● 9,000–18,000 Btu/h



LG Wall-Mounted Units

Available in capacities from 9,000 to 36,000 Btu/h, LG's standard wall mounted units are highly efficient while offering options like extended piping runs, SmartThinQ® compatibility as well as 115V systems that can reduce installation costs.



High Efficiency
● 9,000–18,000 Btu/h
● 7,000–24,000 Btu/h



Extended Piping
● 24,000–36,000 Btu/h



Mega
● 9,000–24,000 Btu/h



Mega 115V
● 9,000–12,000 Btu/h



LG Ceiling Mounted and Ducted Units

When a ceiling or ducted unit is preferred, LG ceiling-mounted 4-way cassettes offer superior multidirectional air circulation. LG ducted indoor units deliver exceptional comfort performance while utilizing your existing ductwork.



Ceiling Cassette
● 9,000–42,000 Btu/h
● 7,000–18,000 Btu/h



Low Static
● 9,000–18,000 Btu/h
● 9,000–18,000 Btu/h



High Static
● 24,000–36,000 Btu/h
● 24,000–36,000 Btu/h



Vertical AHU
● 18,000–48,000 Btu/h
● 18,000–36,000 Btu/h



LG Multi-Zone Systems

LG multi-zone systems offer a whole-home, year-round solution for up to eight rooms. Multi-zone systems with LGRED® technology provide powerful heat even when temperatures dip to -13°F outside.



Multi F
● 18,000–36,000 Btu/h




Multi F Max
● 48,000–60,000 Btu/h



Multi F LGRED®
● 18,000–30,000 Btu/h

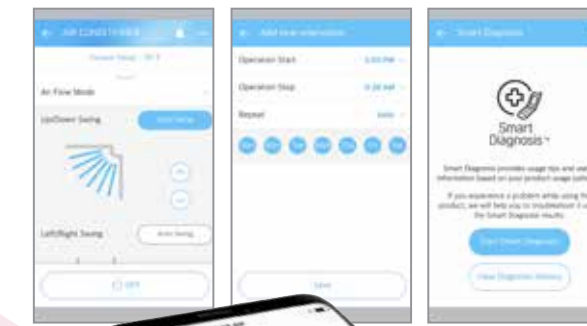


Multi F Max LGRED®
● 36,000–42,000 Btu/h



Just left for vacation and forgot to change the settings on your air conditioner? Want your home comfortable when you return?

No problem! Now you can control the home's precise comfort from your smartphone alongside other SmartThinQ-enabled LG devices, such as refrigerators, ranges, washing machines and robotic vacuums - giving you unprecedented control to create a truly connected home.



Features of the App

Whether on-the-go or at home, the LG SmartThinQ app gives you the freedom to:

- View current temperature settings of each unit and easily change temperature, fan speed and air flow direction via your smartphone
- Control the indoor unit(s) with simple voice commands using Amazon Alexa or Google Assistant
- Manage all LG SmartThinQ-enabled devices from a single app
- Troubleshoot problems with Smart Diagnosis™ function
- Select *Home*, *Away*, *Vacation*, and *Sleep* modes for all of your SmartThinQ-enabled devices
- Receive maintenance alerts to wash each indoor unit filter based on an established schedule
- Assign / customize names of each indoor unit with an unlimited number of connected products per user login

1. Many indoor units come with Wi-Fi capability however some units may require an additional Wi-Fi module. Please check indoor unit manual for LG SmartThinQ compatibility information.
2. To use: Download the free LG SmartThinQ app onto your Android (4.1 or higher) or iOS (iOS 9 or higher) device and follow the steps to set new login and connect to your LG indoor unit(s)



Visit: lghvac.com

Our site is an excellent resource for information, and it's where you'll find the LG Trained Contractors in your area.

LG Electronics U.S.A., Inc. Air Conditioning Technologies
4300 Northpoint Parkway, Alpharetta, GA 30022



Home Comfort Solutions

Air Conditioning Technologies | lghvac.com

